

post lockdown solutions

Step into
post-covid reality
with Bejot

 **bejot**

Our working style has changed. The pandemic situation made us notice our individual needs at work. What we want to create is simplicity with all the requirements fulfilled.

As Covid-19 is spreading and the medical health protection is conducted only with social distancing and proper disinfection, many offices will struggle with maintaining a safe environment for their clients and employees. On the other hand, we are currently noticing that every person has their own different working styles. The pandemic is giving us an opportunity to reevaluate and readapt the way we think about our workplace. We are seeking for calmness, physical privacy and comfort, while also getting our social connections to new levels.
What we want to create is simplicity that fulfills the needs.

Our mission is to create connection between a man and space, in which he lives, to maintain a harmonious relation. It is of no less importance for us to capture beauty in the utility objects by establishing a dialogue between a form and a functionality.

Our post covid solutions **List of contents**

Rearrange your office

page 6

Furnishing solutions to divide and rearrange your space

page 8

Ideas for rearranging your space

page 14

Extras to provide isolation at open space offices

Plan new interior

page 21

New planning layouts

page 24

Products for creative spatial design with the acknowledgement of current needs

Solutions for staying healthy

page 36

Everything you should know about upholstered products and keeping them safe

page 37

Cleaning instructions for upholstered products

page 42

Ergonomic solutions



Rearrange your office

Smart solutions to keep you safe

New functionalities, the same furnishing. Safety planning with space dividers.

The change in our minds and lifestyle might become big and visible, it will affect our style of work and the space we need. Luckily big changes don't have to come along with big costs. Smart solutions can create completely new environment for new purposes while using same furnishing, some extras and just a creative ideas.

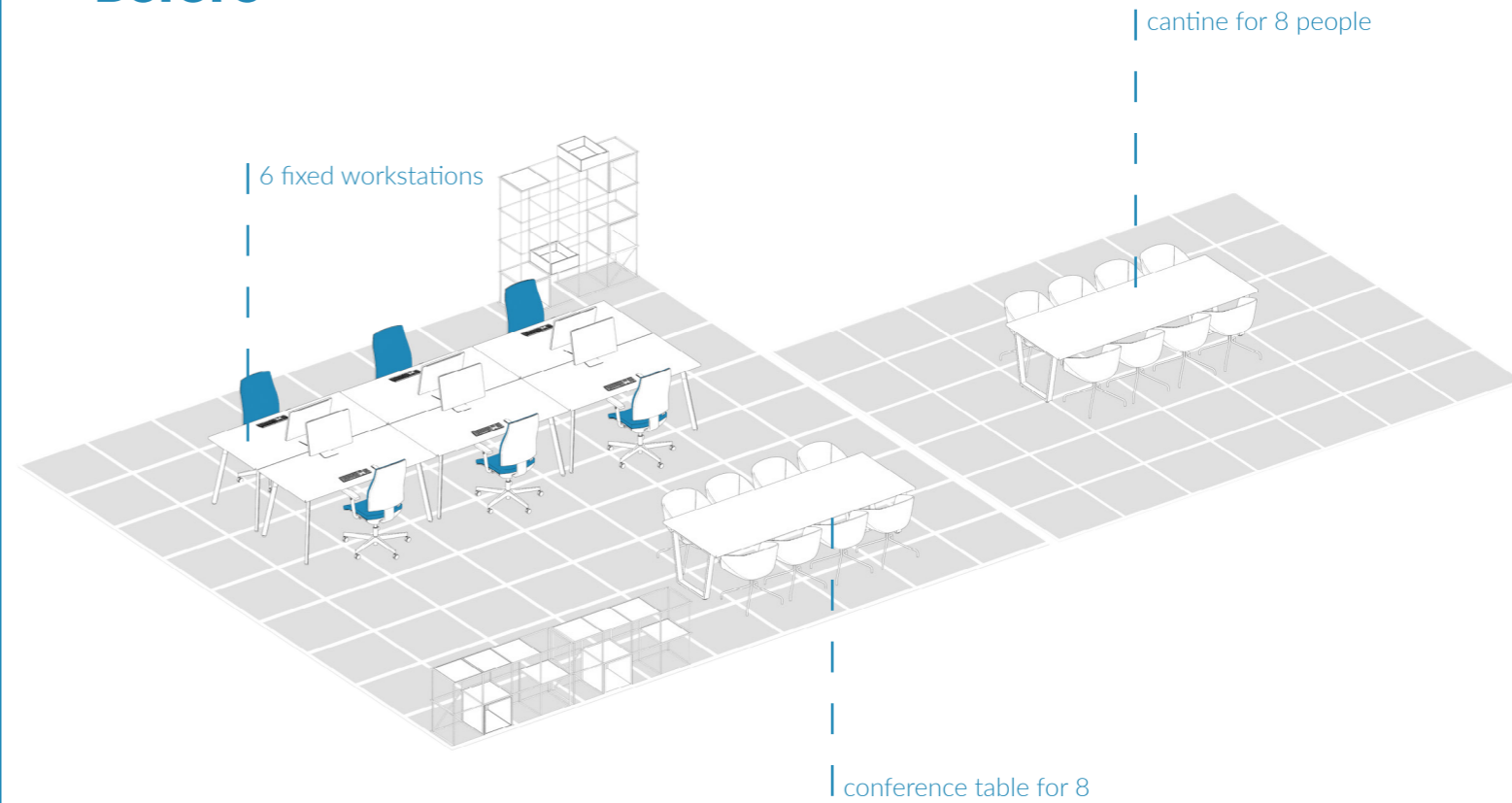
The space that we consider is a small office space with 6 fixed workstations in benching layout and 2 spaces for teamwork.

What we wanted to create is the space that serves same purposes but in a new reality. Four fixed working spaces were divided to provide safety, either with a 2-meter distance or acoustic space dividers. Two working spaces were transformed with **Quadra phonebox** in order to create an acoustic and spatial shelter to easily focus on the given task. The place for teamwork got moved and separated with our standing **Selva panels** which have acoustic properties.

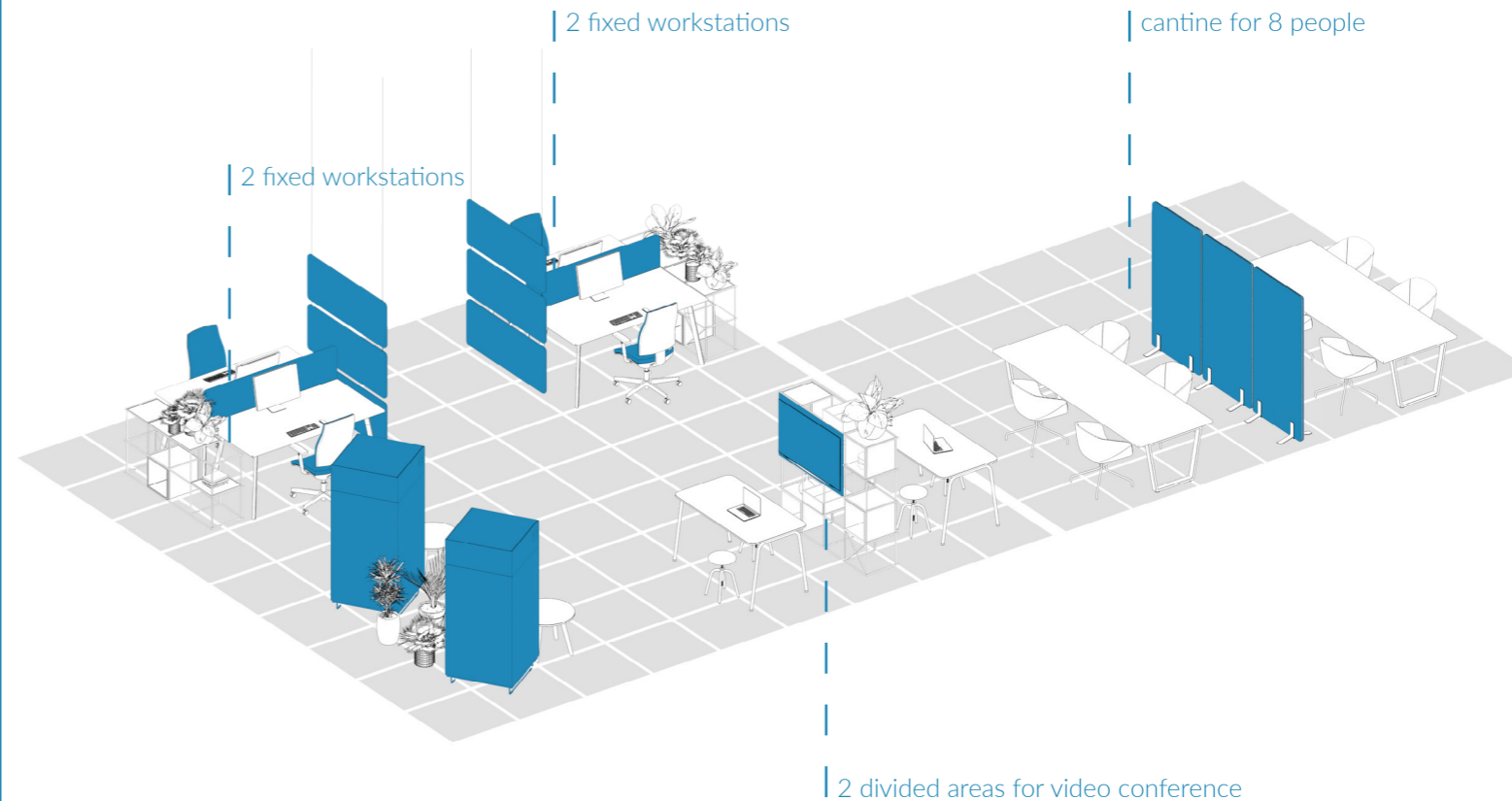
Meeting points got adjusted with our modular **SAAR system** and became 2 points for online meetings. SAAR is shelving solution designed exactly to meet the needs of the changing lifestyles. The system can be extended and adapted to suit any space.

Here with the TV holders on both sides and some wooden storage elements SAAR is being both versatile and functional. System can be arranged and rearranged for the exact configuration that you'd like.

Before



After



Saar modular

Conference table transformed into two divided areas for video conference



- 1 SAAR MODULES SM BS 4x4
- 2 SAAR TV HOLDER SM TV 3x2
- 3 SPIN TABLE SNR TB 18L
- 4 SPIN STOOL SNR OTH

Selva panels

Fixed workplaces divided with selva acoustic panels



Quadra phonebox.
Acoustic solution for individual workspace.



- 1 CORR SWIVEL CHAIR CJ 102 BLACK
- 2 SAAR MODULES SM BS 4X2
- 3 ORTE TABLE OTW 4L AA WOOD
- 4 SELVA DESK SV DK 180 H1
- 5 SELVA HANG SV HN 12 H5 + SV C3
- 6 QUADRA PHONEBOX QD PB
- 7 TB TABLE TB W74H

Selva panels

Keeping cantine area save
and comfortable, with the same
number of seats

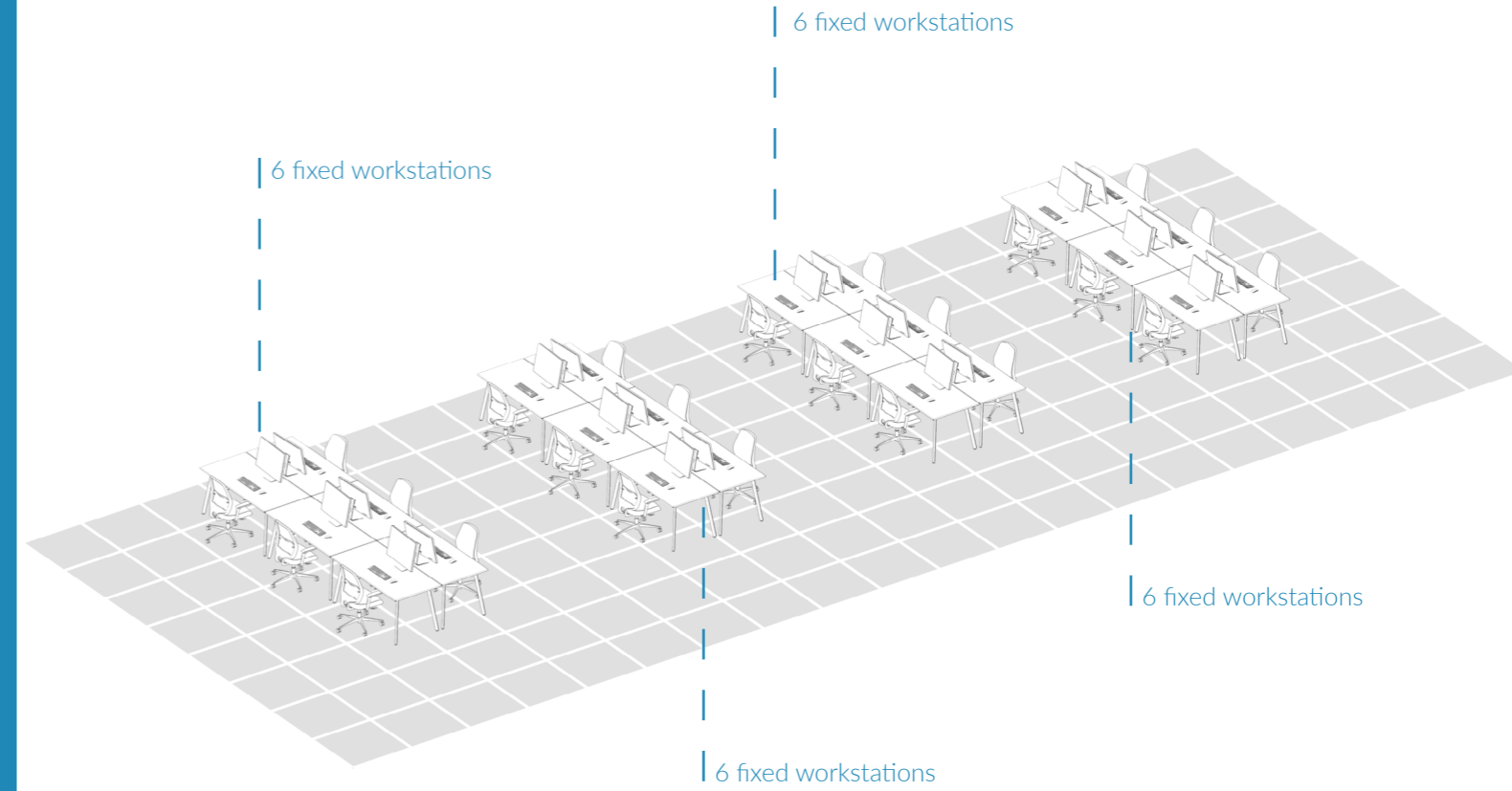


- 1 OX:CO CHAIR OX 4Z
- 2 CONFERENCE TABLE TB CONF3
- 3 SELVA FREE SV SC800 + SW BC

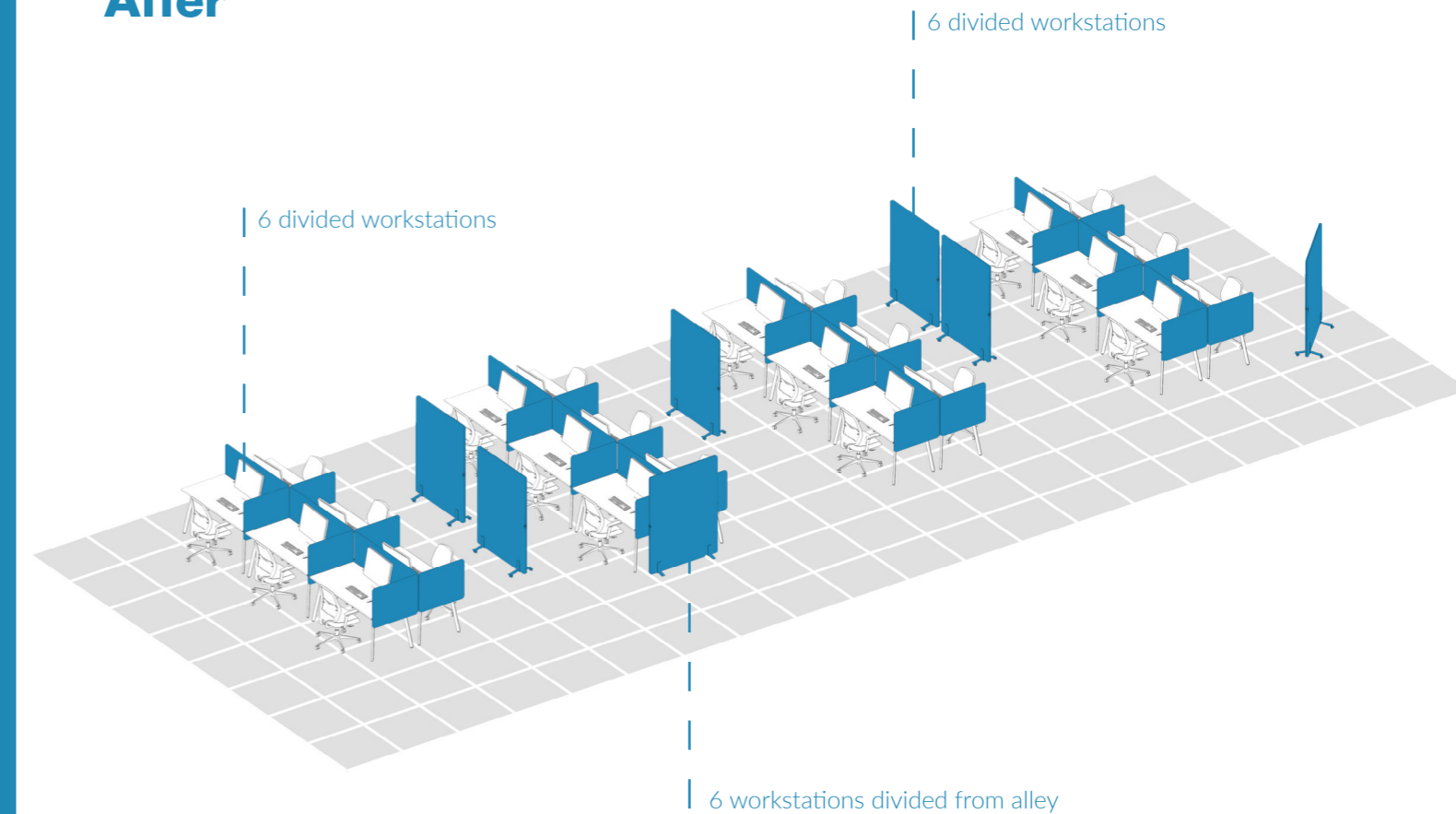
Adjust your space to the new reality

New functionalities, the same furnishing.
Safety planning with space dividers.

Before



After



Selva panels

Benching desks divided with selva acoustic panels



- 1 SELVA DESK SV DK 60 H2
- 2 SELVA DESK SV DK 160 H2
- 3 MOMO SWIVEL CHAIR MO 1T2
BLACK
- 4 SELVA FREE SV SC1200 + SV BCW

Selva panels

Benching desks divided with selva acoustic panels



- 1 SELVA DESK SV DK 60 H2
- 2 SELVA DESK SV DK 160 H2
- 3 MOMO SWIVEL CHAIR MO 1T2
BLACK
- 4 SELVA FREE SV SC1200 + SV BCW



Plan new office

Keep proper distance in your office

New design layouts

Simple precautions and planning can make a big difference. Action now will help protect your employees and business.

World Health Organisation, Getting your workplace ready for COVID-19

While planning safe environment for current situation you should take under consideration the guidelines provided by WHO, which are also enforced by most governments.

The safety regulations include ensuring that a distance of at least 1.5 m is maintained between employees, unless this is impossible due to the nature of the activities carried out at the workplace. If it is not possible to carry out the work at a distance, individual or collective protection measures must be used.

Introducing remote work for all positions where possible; limiting the number of employees necessary to maintain the operation to the minimum necessary.

Limitation to internal meetings; meetings should be conducted with windows open while maintaining the recommended distance between people (at least 2 m recommended between employees); preferred telephone and email contact.

Besides the post-lockdown safety regulations for offices what you should take under consideration are some new important aspects of spatial design which are connected to changing needs. Remote work and social distancing made us think about the way we work and look at it.

Planning new work environment will change after the lockdown. New working solutions, taking care of own space, isolation, good acoustics will become more and more important.

The new struggle for companies will be creating a space which is easy to clean and desinfect, well divided and fully functional. Either current interior design and office furniture design will change strongly.

That is why we created a new fresh vision of an office of the future.

New office

Planning the office of the future

Considering the new social standards which appeared after the lockdown made us rethink the standard solutions while creating new interior project.

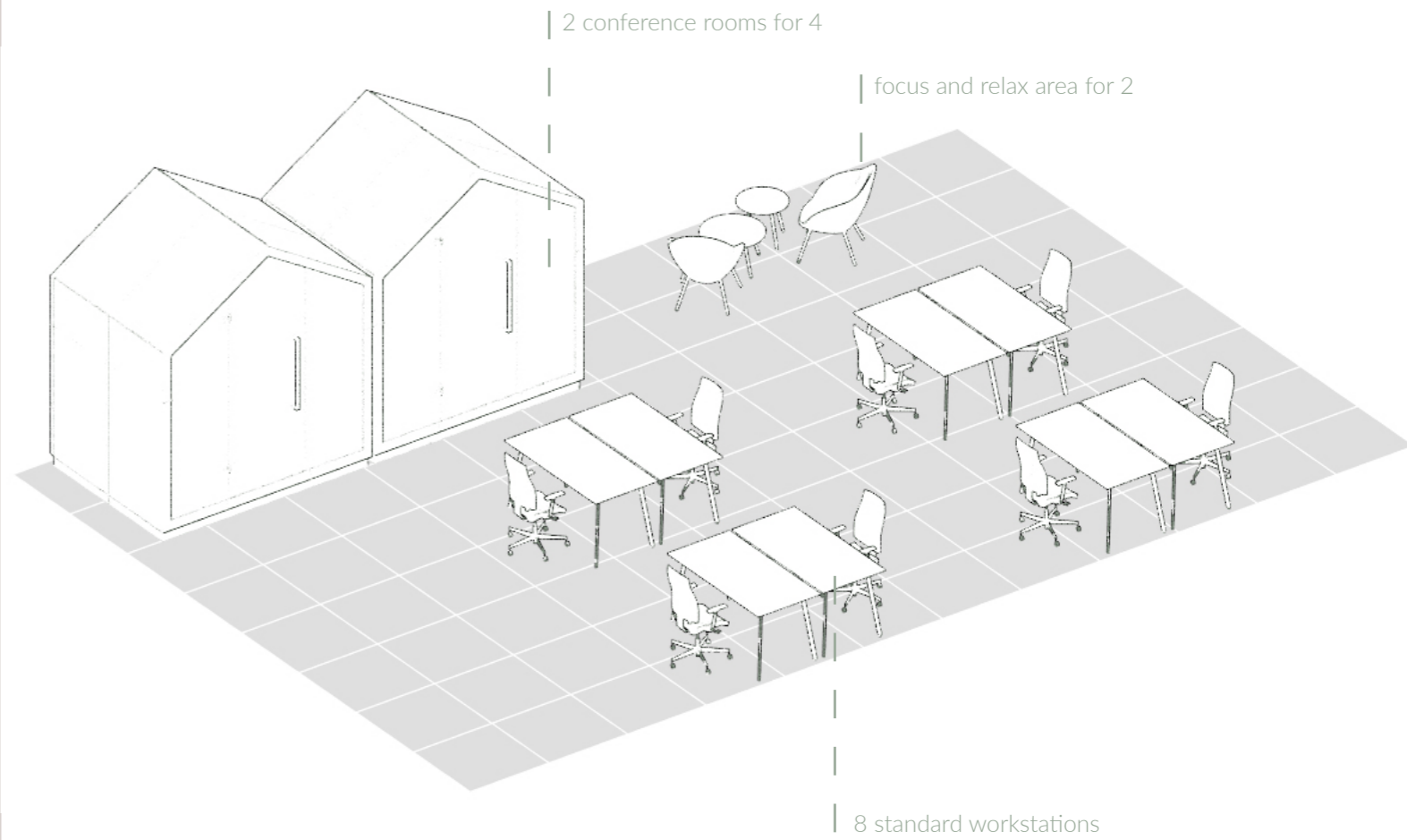
Typical planning solutions with bench desking was replaced with innovative individual workspace from our leaf pod collection. Open space with private area for individual work is no longer a dream, but reality available at your fingertips. A workplace that guarantees easy communication on the one

hand, and necessary isolation on the other is a must in modern offices. What we did here are two different modules combined in a way that fits the space perfectly.

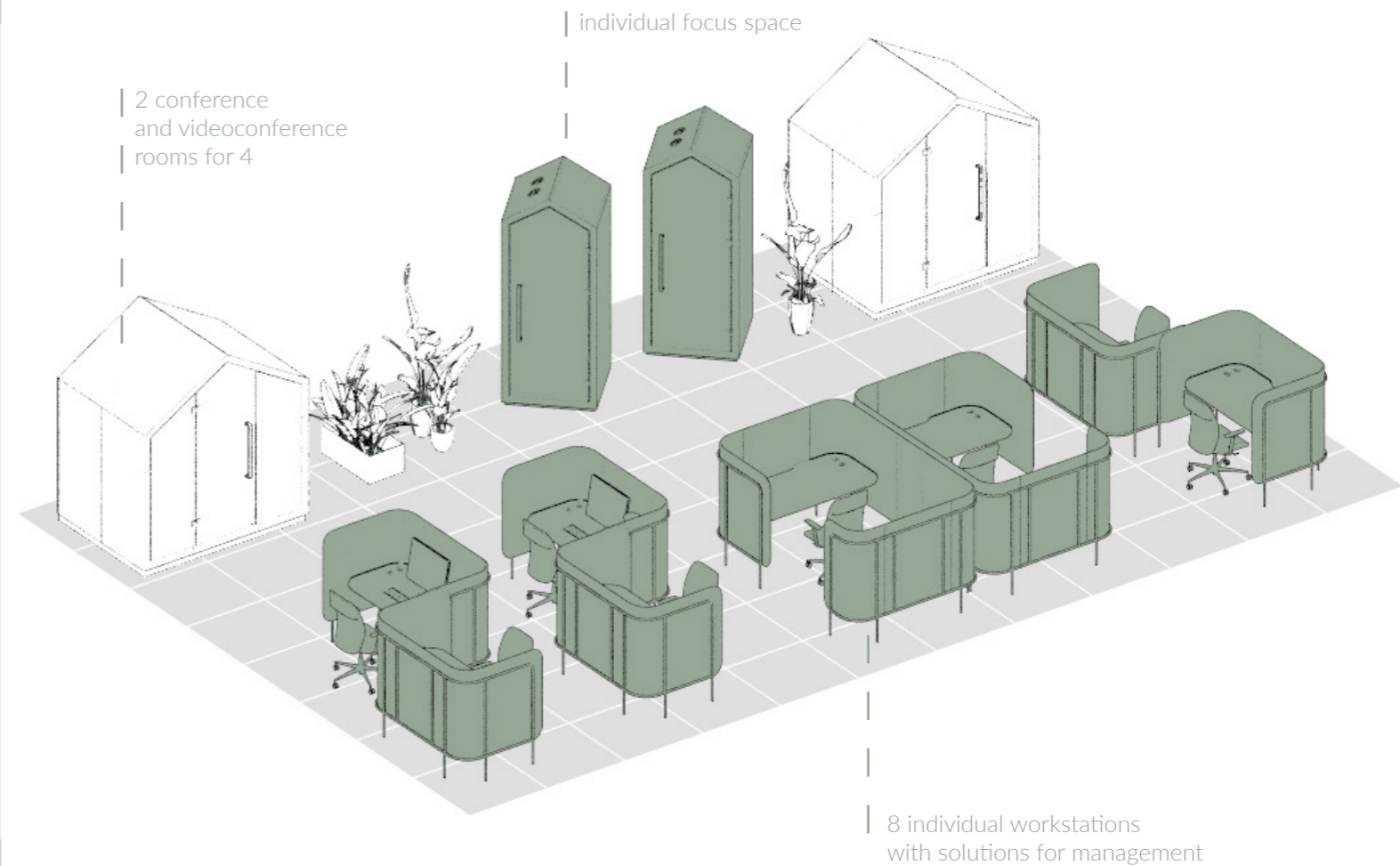
While designing this almost 100 sqm area the space for conference and teamwork gathering was planned with small, closed chatrooms adjusted to increasingly popular videoconferences. Treehouse sitting four is the perfect meeting place for a smaller group in a quiet atmosphere. Being isolated from the

surrounding world, you can work in silence, conduct a teleconference or loud brainstorming without disturbing other people in the office.

Individual lounge chairs with side tables were replaced with individual treehouse standing single workspaces, which are perfect answer to the needs of the modern world, full of noise, in which a person needs a little respite.



Standard planning



New solutions



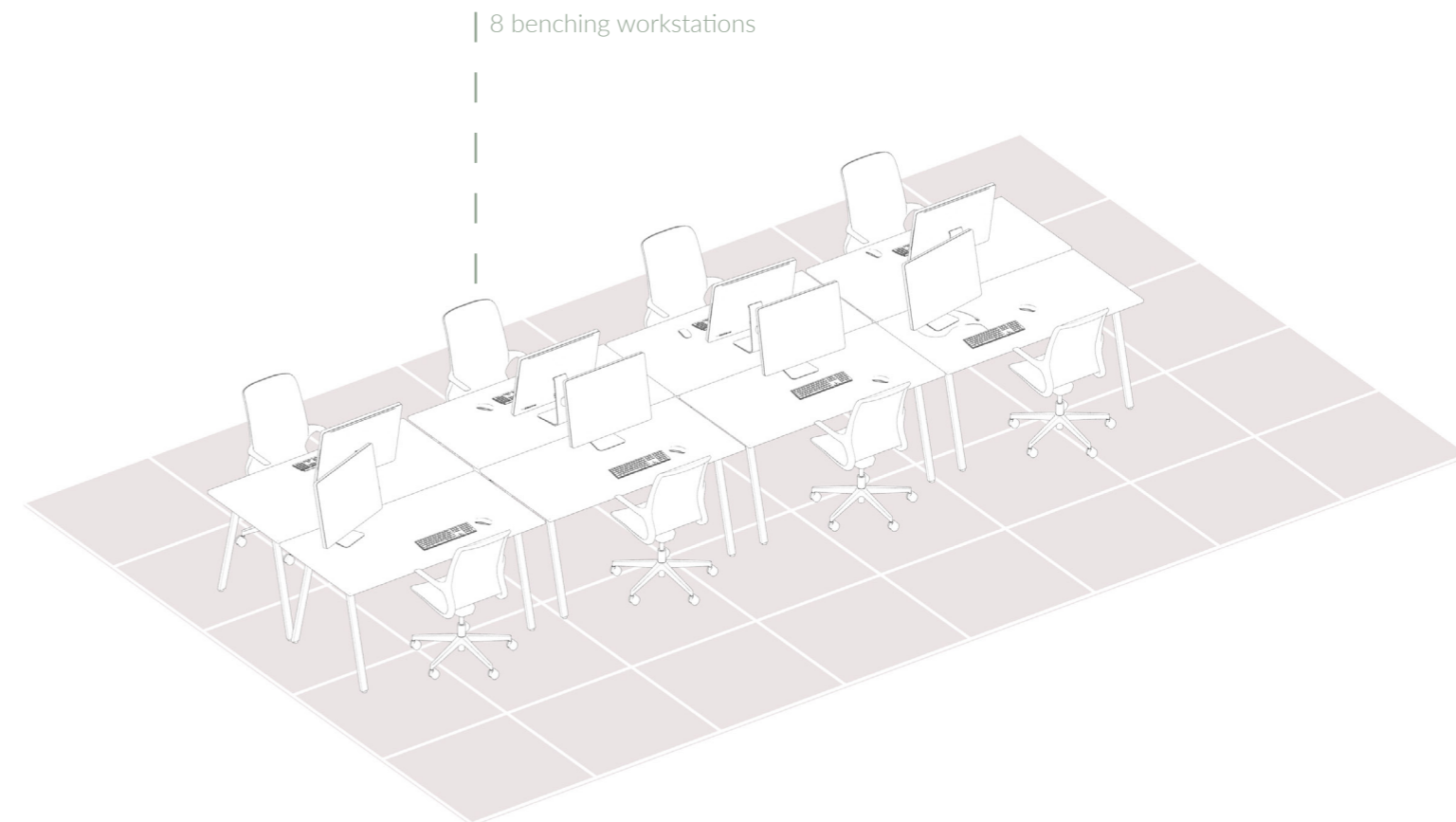
- 1 LEAF POD LP H1 EJ2 Lx2 + LP H1 CI1 x2 + LP H1 CS3 R + LP CT1 D70 x2
- 2 DUAL SWIVEL CHAIR DU 102 BLACK
- 3 TREEHOUSE STANDING SINGLE THS 1S G2



- 1 LEAF POD LP H1 EJ2 L x2 + LP H1 CI1 x2 + LP H1 CS3 R + LP CT1 D70 x2
- 2 LEAF POD MANAGER LPS MN1 H1
- 3 TREEHOUSE SITTING FOUR TH 4 G2

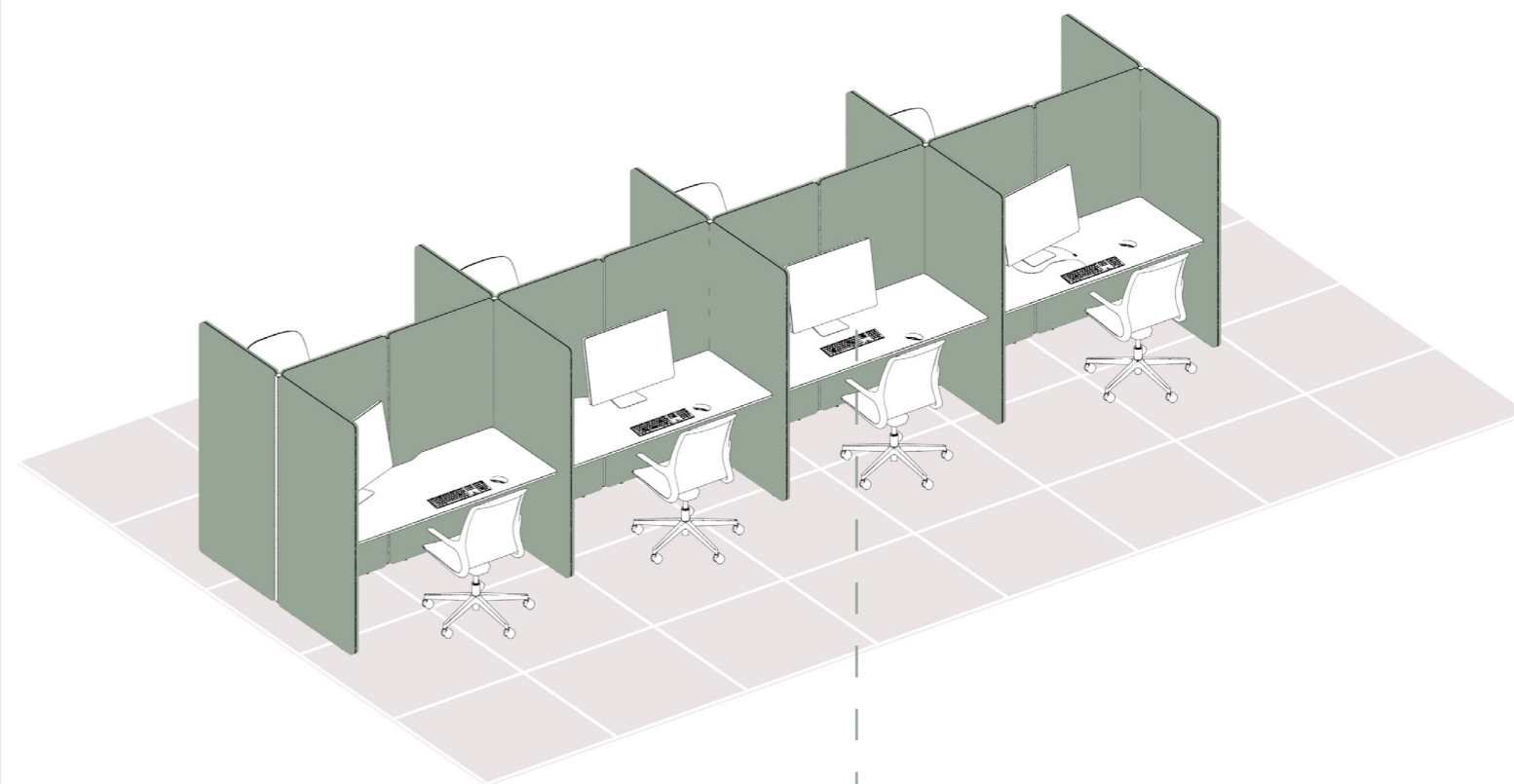
New office

Space dividing with good acoustic and pleasant materials - all for healthy work environment.



8 benching workstations

Standard planning



8 divided workstations

New solutions



①

②

- 1 SELVA POD SETS SV SP 16M
- 2 OVIDIO SWIVEL CHAIR OV1M2 BLACK



**Stay
hygienic**

Stay safe



Mildew resistant.



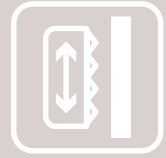
Chemical resistant.



Resistance to blood and urine.



UV resistant.



Abrasion resistant.



Water resistant.



Flame retardant.



Low temperature resistant. *for Silververtex

How to take care of your office? Safe and durable materials inspirations.

Find out more about the materials used in post-lockdown office interior designs.

Spradling Silververtex and Valencia.



Upholstery.

Most of our products can be upholstered with a **Spradling Silververtex** and **Valencia** fabrics. In this post-lockdown magazine we use Silververtex in four different colours: Graphite, Wine, Sage and Bottle. Natural colors are soft and universal, they fit every space. Delicate earth tones won't get your eyesight tired. The structure and finishing of the upholstery gives an interior the luxurious feeling.

1

Clean

Remove stains using a white, soft and dry cloth or kitchen paper. Remains of dirt should be removed with a white cotton cloth gently soaked in water with the addition of a chemically neutral soap.

2

Desinfect

Clean the surface using safe wash from the list of suitable detergents for the Silververtex fabrics which is available to download from Bejot or Silververtex website. Presented list is from an official producer, so you can be sure your furnitures won't get damaged.

3

Dry

The place of dirt should then be dried with a white, cotton cloth.

4

Wait a bit. Make yourself another coffee. Be careful not to spill, but if you do, remember - our furniture is easily cleaned!

Do not use the furniture until the upholstery is completely dry.



Follow this additional steps to make sure your furnishing will stay tidy.

Treat the stain from the outer edge to the inside to avoid spreading. Do not rub in to prevent the stain from spreading or penetrating into the fabric. For removal, use only non-dyed cloths or a well-squeezed sponge. The place of dirt should then be dried with a white, cotton cloth.



Metal.

Powder-painted steel constructions came in wide range of RAL colors: the color used in this magazine is the most universal and popular black RAL 9005.

Plastic.

Artificial materials used in our product range are completely waterproof, resistant to chemical substances as acids and oils, and can be easily cleaned with standard detergents.

Laminated boards and HPL.

Laminated boards are resistant to high temperatures, water and moisture, cold and hot water. The outer surface is smooth and often comes with patterns, for example with a wood drawing.

Laminates and HPL are resistant to organic solvents and household detergents.

1

Clean

Use a clean soft bristle brush. After washing, rinse with clean water.

2

Desinfect

For dirt removal use diluted mild detergent and warm water. Avoid hot water and high temperatures. Make sure you have read carefully the detergent's manufacturer's recommendations. It is recommended to perform the test on a small, barely visible part of the product.

3

Remember

Do not use strong cleaners or removers. Do not use such solvents as acetates, butanones and petroleum products.



Follow this additional step to make sure your furnishing will stay tidy.

You can quickly and effectively remove all types of dirt from plastics, however plastic and metal objects are easily accumulating dust, so it is recommended to use detergents with additional anti-static properties.



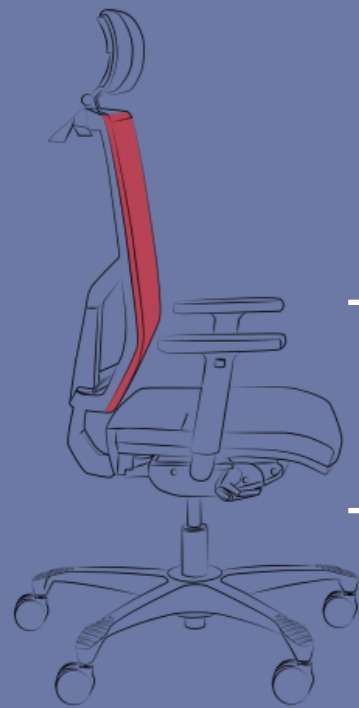
**Protect
your health**



Ergonomical solutions to strenghten your immune system

Ergonomics – a balance between a man and the environment

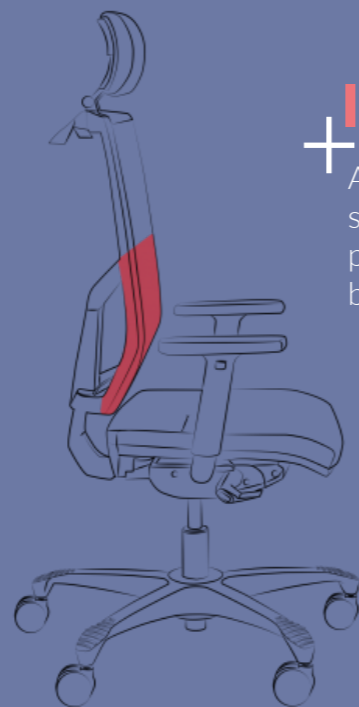
Thanks to the acquired knowledge, we create furniture that is fully ergonomic and functional. We are characterized by experience combined with an innovative approach in the field of design. Hundreds of hours spent on consulting and testing each element, as well as an uncompromising approach to the selection of raw materials guarantee the best performance during usage.



+ **backrest**

Adjustable height allows the armchair height to be adjusted to the individual parameters of your body and the height of your desk.

+ A backrest at its any point, and in particular its lumbar part, should adhere to your back. The healthiest sitting is when the backrest is inclined a tan angle of 115 degrees.



+ **lumbar support**

An adjustable height or depth of the lumbar support will ensure a support for the back at any point, and in particular the lumbar region of the back



+ **seat**

Adjustable height allows the armchair height to be adjusted to the individual parameters of your body and the height of your desk.

+ An adjustment of the seat depth ensures the support from two-thirds to three-fourths of your thighs.

+ A well profiled, front edge of the seat should be rounded in order to ensure comfort during the long hours of the work.



+ **mechanism**

An adjustment of the pressure force helps to adjust smoothly and safely a pressure exerted on the spine.

+ A synchro mechanism that ensures the so-called dynamic sitting, mainly through the synchronization of the inclination movement of the backrest and the seat and an option to fix the backrest in some positions



+ **armrest**

With an adjustable height and width enable to adjust an optimum position for the forearms.

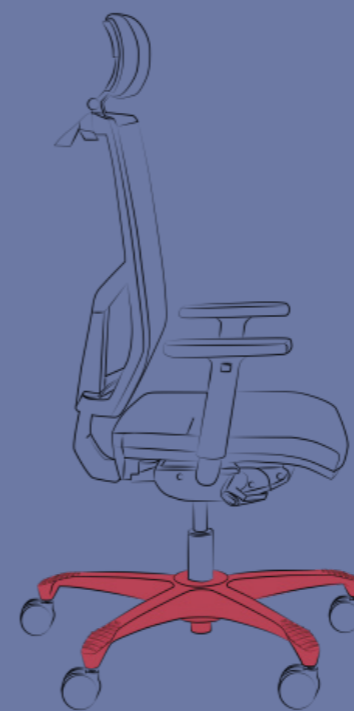


A wide, soft cover decreases a pressure and gives a sense of comfort.



+ **headrest**

With an adjustable height and an inclination angle, allowing for supporting a head in the position, in which a computer screen is at the height of the sight and the back of the neck is loaded



+ **support base flexi**

A base with the patented by Bejot SBF solution activates the micro movements of the muscles thus stimulates the spontaneous changes of the posture, which has a direct impact on the good well-being of the user.

Let's get in touch!

**Feel free to contact our sales team
for any further informations**

Małgorzata Ziemiak

Export Department Director
mziemniak@bejot.eu

ENGLISH

Michał Makowski

Export Manager
mmakowski@bejot.eu

GERMAN

Mikołaj Nowak

Export Manager
mnowak@bejot.eu

ENGLISH

Hanna Szymczak

Export Sales Support
hszymczak@bejot.eu

ENGLISH

