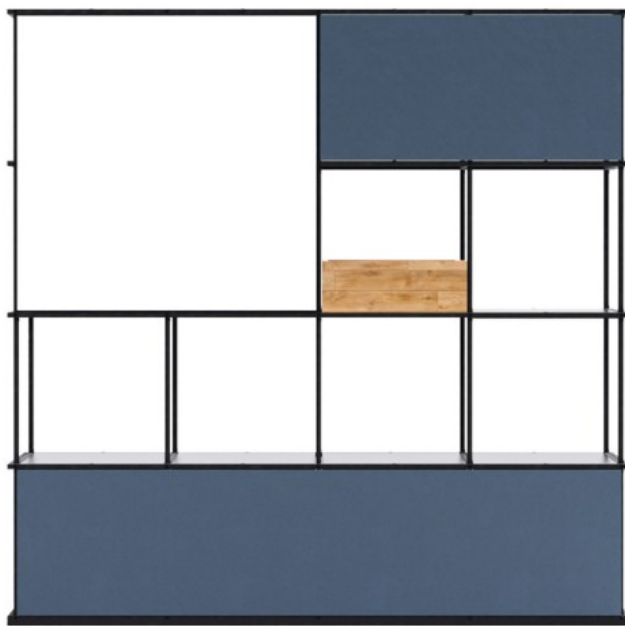


saar

SM BS 4x4


: product card



A modular, functional shelving system with a steel structure. Each shelving unit can be customised with a unique size and shape. Additional accessories like shelves, lockable cabinets, hangers and seats make the Saar system truly multifunctional. The shelving can be hung on a wall or used to divide an open space, build a counter and much more.

design:
Krzysztof Sarnowski

Product website
[website link](#)



bejot:

collection advantages

Function and nobility

A system of industrial shelves with a geometric construction that can be varied with seats, shelves and other accessories. These elements change the function of the furniture, giving it a unique form.

Saar is an extremely functional system for an office or reception, impresses with careful workmanship, attention to every detail and the use of durable and noble materials.

Saar modules

You can create racks by yourself from vertical and horizontal frames and accessories: seats, shelves, boxes, acoustic panels, boards and hangers.

A wide range of varnishes, laminates and upholstery fabrics allows you to design an individual and functional product.

technical data

SM BS 4x4

Standard ●
Option ○

Base

Powder coated, colors (structure): white, black, graphite 7024S ●

Feet

Adjustable feet TK ●
Adjustable feet with felt lining TF ○

Wall hanging / fixing system

Fixing kit for screwing the shelvin unit to the wall (without screws*) ●

* Sets with a height of 3-5 modules require screwing to the wall or floor. Different wall types require different types of fixing; always use bolts and screws suitable for the wall type.

Accessories

Shelf (laminated board or finger joint solid oak wood) SM SF
Box (laminated board or finger joint solid oak wood) SM CH1
Window open from both sides (laminated board or finger joint solid oak wood) SM WW
Window closed on one side (laminated board or finger joint solid oak wood) SM WWB
Scupboard with door (T - without lock, K - key lock, S - electronic combination lock) SM WWD
Hanger (powder coated in the color of the base) SM HG

Seats (available in various sizes)

Hard seats (laminated board or finger joint solid oak wood) SM PF
Soft seats (upholstered) SM PF S

Panels and boards (available in various sizes)

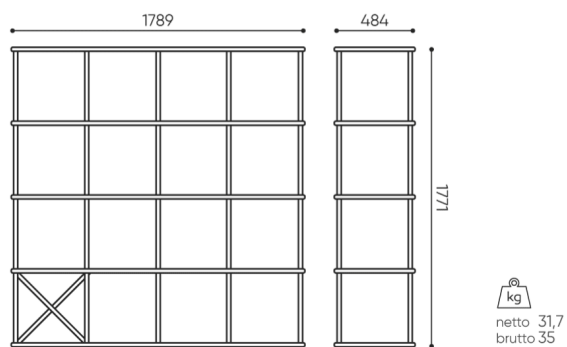
Hard panels (laminated board or finger joint solid oak wood)	SM PH
Acoustic panels (upholstered)	SM PA
TV mounting panels	SM TV
Dry erase magnetic board	SM MB

Sets with a height of 5 modules are delivered dismantled.

Please check in advance if the product dimension matches the dimensions of the elevator and the entrance to the building where the product will be installed.

dimensions

SM BS 4x4



SM BS 4X4

- H** height: overall dimensions
- W** width: overall dimensions
- L** epth: overall dimensions

Dimensions are approximate and may vary depending on the selected product configuration. The requirements of the standard are always met.

materials available for collection

1st price group	Bond, Fenno, Sawana
2nd price group	Alaska, Alpa, Charles, Charles - Studio Design, Cura, Pastel, Roccia
3rd price group	Ally, Ally SD, Alpa-Studio Design, Blazer, Cura SD, Cyber SD, Easy SD, Oceanic, Silvertex , Synergy, Synergy - Studio Design
4th price group	Heritage, Oceanic-Studio Design, Remix - Studio Design
5th price group	Steelcut Trio 3
Tabletop	Finger joint wood, Laminated tabletop
Metal	Metal structure

bejot:saar

